

ADOPTED COPY

Authority Budget of:

ADOPTED COPY

FEB - 9 2018

DIVISION OF
LOCAL GOVERNMENT SERVICES

OLD BRIDGE HOUSING AUTHORITY

State Filing Year

2018

For the Period:

January 1, 2018

to

December 31, 2018

www.oldbridgehousing.com

Authority Web Address

APPROVED COPY

Department Of



**Community
Affairs**

Division of Local Government Services

2018 HOUSING AUTHORITY BUDGET

Certification Section

2018

OLD BRIDGE

(Name)

HOUSING AUTHORITY BUDGET

FISCAL YEAR: FROM JANUARY 1, 2018 TO DECEMBER 31, 2018

For Division Use Only

CERTIFICATION OF APPROVED BUDGET

It is hereby certified that the approved Budget made a part hereof complies with the requirements of law and the rules and regulations of the Local Finance Board, and approval is given pursuant to N.J.S.A. 40A:5A-11.

*State of New Jersey
Department of Community Affairs
Director of the Division of Local Government Services*

By: Paul D. Cweat CPA, RMA Date: 12/15/2017

CERTIFICATION OF ADOPTED BUDGET

It is hereby certified that the adopted Budget made a part hereof has been compared with the approved Budget previously certified by the Division, and any amendments made thereto. This adopted Budget is certified with respect to such amendments and comparisons only.

*State of New Jersey
Department of Community Affairs
Director of the Division of Local Government Services*

By: Paul D. Cweat CPA, RMA Date: 2/12/2018

2018 PREPARER'S CERTIFICATION

OLD BRIDGE


(Name)

HOUSING AUTHORITY BUDGET

FISCAL YEAR: FROM: 1-1-2018 TO: 12-31-2018

It is hereby certified that the Housing Authority Budget, including both the Annual Budget and the Capital Budget/Program annexed hereto, represents the members of the governing body's resolve with respect to statute in that: all estimates of revenue are reasonable, accurate and correctly stated; all items of appropriation are properly set forth; and in itemization, form and content, the budget will permit the exercise of the comptroller function within the Housing Authority.

It is further certified that all proposed budgeted amounts and totals are correct. Also, I hereby provide reasonable assurance that all assertions contained herein are accurate and all required schedules are completed and attached.

Preparer's Signature:			
Name:	THOMAS FURLONG, CPA		
Title:	FEE ACCOUNTANT		
Address:	470 HIGHWAY 79, SUITE 2 MORGANVILLE, NJ 07751		
Phone Number:	732-591-2300	Fax Number:	732-591-2525
E-mail address	thomasfurlongcpa@gmail.com		

2018 APPROVAL CERTIFICATION

OLD BRIDGE


(Name)

HOUSING AUTHORITY BUDGET

FISCAL YEAR: FROM: 1-1-2018 TO: 12-31-2018

It is hereby certified that the Housing Authority Budget, including all schedules appended hereto, are a true copy of the Annual Budget and Capital Budget/Program approved by resolution by the governing body of the OLD BRIDGE Housing Authority, at an open public meeting held pursuant to N.J.A.C. 5:31-2.3, on the 17th day of October, 2017.

It is further certified that the recorded vote appearing in the resolution represents not less than a majority of the full membership of the governing body thereof.

Officer's Signature:			
Name:	ERIC CHUBENKO		
Title:	EXECUTIVE DIRECTOR		
Address:	2000 ROUTE 18 NORTH, SUITE 100 OLD BRIDGE, NJ 08857		
Phone Number:	732-607-6383	Fax Number:	732-679-0894
E-mail address	obtha@optonline.net		

INTERNET WEBSITE CERTIFICATION

Authority's Web Address: www.oldbridgehousing.com

All authorities shall maintain either an Internet website or a webpage on the municipality's or county's Internet website. The purpose of the website or webpage shall be to provide increased public access to the authority's operations and activities. N.J.S.A. 40A:5A-17.1 requires the following items to be included on the Authority's website at a minimum for public disclosure. Check the boxes below to certify the Authority's compliance with N.J.S.A. 40A:5A-17.1.

- A description of the Authority's mission and responsibilities
- Commencing with 2013, the budgets for the current fiscal year and immediately preceding two prior years
- The most recent Comprehensive Annual Financial Report (Unaudited) or similar financial information
- Commencing with 2012, the complete annual audits of the most recent fiscal year and immediately two prior years
- The Authority's rules, regulations and official policy statements deemed relevant by the governing body of the authority to the interests of the residents within the authority's service area or jurisdiction
- Notice posted pursuant to the "Open Public Meetings Act" for each meeting of the Authority, setting forth the time, date, location and agenda of each meeting
- Beginning January 1, 2013, the approved minutes of each meeting of the Authority including all resolutions of the board and their committees, for at least three consecutive fiscal years
- The name, mailing address, electronic mail address and phone number of every person who exercises day-to-day supervision or management over some or all of the operations of the Authority
- A list of attorneys, advisors, consultants and any other person, firm, business, partnership, corporation or other organization which received any remuneration of \$17,500 or more during the preceding fiscal year for any service whatsoever rendered to the Authority.

It is hereby certified by the below authorized representative of the Authority that the Authority's website or webpage as identified above complies with the minimum statutory requirements of N.J.S.A. 40A:5A-17.1 as listed above. A check in each of the above boxes signifies compliance.


Name of Officer Certifying compliance

Eric Chubenko

Title of Officer Certifying compliance

Executive Director

Signature



2018 HOUSING AUTHORITY BUDGET RESOLUTION

OLD BRIDGE

(Name)

FISCAL YEAR: FROM: 1-1-2018 TO: 12-31-2018

WHEREAS, the Annual Budget and Capital Budget for the OLD BRIDGE Housing Authority for the fiscal year beginning, JANUARY 1, 2018 and ending, DECEMBER 31, 2018 has been presented before the governing body of the OLD BRIDGE Housing Authority at its open public meeting of 10/17/2017; and

WHEREAS, the Annual Budget as introduced reflects Total Revenues of \$ 1,771,420, Total Appropriations, including any Accumulated Deficit if any, of \$ 1,755,770 and Total Unrestricted Net Position utilized of 0; and

WHEREAS, the Capital Budget as introduced reflects Total Capital Appropriations of \$ 0 and Total Unrestricted Net Position planned to be utilized as funding thereof, of \$ 0; and

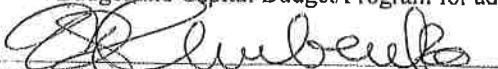
WHEREAS, the schedule of rents, fees and other charges in effect will produce sufficient revenues, together with all other anticipated revenues to satisfy all obligations to the holders of bonds of the Authority, to meet operating expenses, capital outlays, debt service requirements, and to provide for such reserves, all as may be required by law, regulation or terms of contracts and agreements; and

WHEREAS, the Capital Budget/Program, pursuant to N.J.A.C. 5:31-2, does not confer any authorization to raise or expend funds; rather it is a document to be used as part of the said Authority's planning and management objectives. Specific authorization to expend funds for the purposes described in this section of the budget, must be granted elsewhere; by bond resolution, by a project financing agreement, by resolution appropriating funds from the Renewal and Replacement Reserve or other means provided by law.

NOW, THEREFORE BE IT RESOLVED, by the governing body of the OLD BRIDGE Housing Authority, at an open public meeting held on 10/17/2017 that the Annual Budget, including all related schedules, and the Capital Budget/Program of the OLD BRIDGE Housing Authority for the fiscal year beginning, JANUARY 1, 2018 and ending, DECEMBER 31, 2018 is hereby approved; and

BE IT FURTHER RESOLVED, that the anticipated revenues as reflected in the Annual Budget are of sufficient amount to meet all proposed expenditures/expenses and all covenants, terms and provisions as stipulated in the said Housing Authority's outstanding debt obligations, capital lease arrangements, service contracts, and other pledged agreements; and

BE IT FURTHER RESOLVED, that the governing body of the OLD BRIDGE Housing Authority will consider the Annual Budget and Capital Budget/Program for adoption on 12/19/2017.


(Secretary's Signature)

10/17/17
(Date)

Governing Body Member:	Recorded Vote			
	Aye	Nay	Abstain	Absent
LANCE HILFMAN	X			
RAMON PAULINO	X			
BRENDA DUNLOP	X			
DUPRE ANDERSON	X			
JUNE DUNGEE	X			

2018 ADOPTION CERTIFICATION

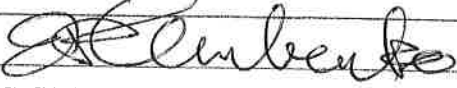
OLD BRIDGE

(Name)

HOUSING AUTHORITY BUDGET

FISCAL YEAR: FROM: 1-1-2018 TO: 12-31-2018

It is hereby certified that the Housing Authority Budget and Capital Budget/Program annexed hereto is a true copy of the Budget adopted by the governing body of the OLD BRIDGE Housing Authority, pursuant to N.J.A.C. 5:31-2.3, on the 19TH day of, DECEMBER, 2017.

Officer's Signature:			
Name:	ERIC CHUBENKO		
Title:	EXECUTIVE DIRECTOR		
Address:	2000 ROUTE 18 NORTH, SUITE 100 OLD BRIDGE, NJ 08857		
Phone Number:	732-607-6383	Fax Number:	732-679-0894
E-mail address	obtha@optonline.net		

2018 ADOPTED BUDGET RESOLUTION

OLD BRIDGE (Name) HOUSING AUTHORITY

FISCAL YEAR: FROM: 1-1-2018 TO: 12-31-2018

WHEREAS, the Annual Budget and Capital Budget/Program for the OLD BRIDGE Housing Authority for the fiscal year beginning JANUARY 1, 2018 and ending, DECEMBER 31, 2018 has been presented for adoption before the governing body of the OLD BRIDGE Housing Authority at its open public meeting of 12/19/2017; and


WHEREAS, the Annual Budget and Capital Budget as presented for adoption reflects each item of revenue and appropriation in the same amount and title as set forth in the introduced and approved budget, including all amendments thereto, if any, which have been approved by the Director of the Division of Local Government Services; and

WHEREAS, the Annual Budget as presented for adoption reflects Total Revenues of \$ 1,771,420, Total Appropriations, including any Accumulated Deficit, if any, of \$ 1,755,770 and Total Unrestricted Net Position utilized of \$ 0; and

WHEREAS, the Capital Budget as presented for adoption reflects Total Capital Appropriations of \$ 0 and Total Unrestricted Net Position planned to be utilized of \$ 0; and

NOW, THEREFORE BE IT RESOLVED, by the governing body of OLD BRIDGE Housing Authority, at an open public meeting held on 12/19/2017 that the Annual Budget and Capital Budget/Program of the OLD BRIDGE Housing Authority for the fiscal year beginning, JANUARY 1, 2018 and, ending, DECEMBER 31, 2018 is hereby adopted and shall constitute appropriations for the purposes stated; and

BE IT FURTHER RESOLVED, that the Annual Budget and Capital Budget/Program as presented for adoption reflects each item of revenue and appropriation in the same amount and title as set forth in the introduced and approved budget, including all amendments thereto, if any, which have been approved by the Director of the Division of Local Government Services.


(Secretary's Signature)

1/16/18
(Date)

Governing Body Member:	Recorded Vote			
	Aye	Nay	Abstain	Absent
LANCE HILFMAN	X			
RAMON PAULINO	X			
BRENDA DUNLOP	X			
DUPRE ANDERSON	X			
JUNE DUNGEE				X

2018 HOUSING AUTHORITY BUDGET

Narrative and Information Section

**2018 HOUSING AUTHORITY BUDGET MESSAGE &
ANALYSIS
OLD BRIDGE
(Name)**

AUTHORITY BUDGET

FISCAL YEAR: FROM: 1-1-2018 TO: 12-31-2018

Answer all questions below. Attach additional pages and schedules as needed.

1. Complete a brief statement on the 2018/2018-2019 proposed Annual Budget and make comparison to the 2017/2017-2018 adopted budget for each operation. Explain any variances over +/-10% (**As shown on budget page F-4 explain the reason for changes for each appropriation changing more than 10%**) for each line item by operation. Explanations of variances should include a description of the reason for the increase/decrease in the budgeted line item, not just an indication of the amount and percent of the change. Attach any supporting documentation that will help to explain the reason for the increase/decrease in the budgeted line item. For example, if anticipated service charges have increased 15% due to an increase in rates, provide documentation of how the increase occurred (Example Rate Increase authorized by resolution or by HUD). NONE
2. Complete a brief statement on the impact the proposed Annual Budget will have on Anticipated Revenues, especially service charges and on the general purpose/component unit financial statements. Explain significant increases or decreases, if any. An increase or decrease is considered significant if it is over +/-10% (**As shown on budget page F-2 explain reason for change for each revenue changing more than 10%**) from the current year adopted budget. SEE ATTACHED
3. Describe the state of the local/regional economy and how it may impact the proposed Annual Budget, including the planned Capital Budget/Program. NONE
4. Describe the reasons for utilizing Unrestricted Net Position in the proposed Annual Budget, i.e. rate stabilization, debt service reduction, to balance the budget, etc. If the Authority's budget anticipates a use of Unrestricted Net Position, this question must be answered. N/A
5. Identify any sources of funds transferred to the County/Municipality as a budget subsidy or a shared service and explain the reason for the transfer (i.e.: to balance the County/Municipality budget, etc.).
NONE
6. The proposed budget must not reflect an anticipated deficit from 2018/2018-2019 operations. If there exists an accumulated deficit from prior years' budgets (and funding is included in the proposed budget as a result of a prior deficit) explain the funding plan to eliminate said deficit (N.J.S.A. 40A:5A-12). If the Authority has a net deficit reported in its most recent audit, it must provide a deficit reduction plan in response to this question. (**Prepare a response to deficits caused by the implementation of GASB 68**)
N/A

OLD BRIDGE HOUSING AUTHORITY
BUDGET VARIANCES IN EXCESS OF 10%
DECEMBER 31ST, 2018

Operating Revenues:

Portable Revenue-(+33.3%) The number of port-ins administered has increased.

Interest-(+100%) –Increase in reserve balance allowed for additional interest earnings

HOUSING AUTHORITY CONTACT INFORMATION 2018

Please complete the following information regarding this Housing Authority. All information requested below must be completed.

Name of Authority:	OLD BRIDGE HOUSING AUTHORITY		
Federal ID Number:	22-3076229		
Address:	2000 ROUTE 18 NORTH, SUITE 100		
City, State, Zip:	OLD BRIDGE	NJ	08857
Phone: (ext.)	732-607-6383	Fax:	732-679-0894

Preparer's Name:	THOMAS FURLONG		
Preparer's Address:	470 HIGHWAY 79, SUITE 2		
City, State, Zip:	MORGANVILLE	NJ	07751
Phone: (ext.)	732-591-2300	Fax:	732-591-2525
E-mail:	thomasfurlongcpa@gmail.com		

Chief Executive Officer:	ERIC CHUBENKO		
Phone: (ext.)	732-607-6383	Fax:	732-679-0894
E-mail:	obtha@optonline.net		

Chief Financial Officer:	NONE		
Phone: (ext.)		Fax:	
E-mail:			

Name of Auditor:			
Name of Firm:	HYMANSON, PARNES & GIAMPAOLO		
Address:	467 MIDDLETOWN-LINCROFT ROAD		
City, State, Zip:	LINCROFT	NJ	07738
Phone: (ext.)	732-842-4550	Fax:	732-842-4551
E-mail:			

HOUSING AUTHORITY INFORMATIONAL QUESTIONNAIRE

OLD BRIDGE

(Name)

FISCAL YEAR: FROM: 1-1-2018 TO: 12-31-2018

Answer all questions below completely and attach additional information as required.

- 1) Provide the number of individuals employed in (Use Most Recent W-3 Available 2016 or 2017) as reported on the Authority's Form W-3, Transmittal of Wage and Tax Statements: 0
- 2) Provide the amount of total salaries and wages as reported on the Authority's Form W-3, (Use Most Recent W-3 Available 2016 or 2017) Transmittal of Wage and Tax Statements: 0
- 3) Provide the number of regular voting members of the governing body: 7 (2 Open)
- 4) Provide the number of alternate voting members of the governing body: 0
- 5) Did any person listed on Page N-4 have a family or business relationship with any other person listed on Page N-4 during the current fiscal year? no If "yes," attach a description of the relationship including the names of the individuals involved and their positions at the Authority.
- 6) Did all individuals that were required to file a Financial Disclosure Statement for the current fiscal year (Most Recent Filing that March 31, 2017 or 2018 deadline has passed 2017 or 2018) because of their relationship with the Authority file the form as required? (Checked to see if individuals actually filed at <http://www.state.nj.us/dca/divisions/dlgs/resources/fds.html> before answering) yes If "no," provide a list of those individuals who failed to file a Financial Disclosure Statement and an explanation as to the reason for their failure to file.
- 7) Does the Authority have any amounts receivable from current or former commissioners, officers, key employees or highest compensated employees? no If "yes," attach a list of those individuals, their position, the amount receivable, and a description of the amount due to the Authority.
- 8) Was the Authority a party to a business transaction with one of the following parties:
 - a) A current or former commissioner, officer, key employee, or highest compensated employee? no
 - b) A family member of a current or former commissioner, officer, key employee, or highest compensated employee? no
 - c) An entity of which a current or former commissioner, officer, key employee, or highest compensated employee (or family member thereof) was an officer or direct or indirect owner? noIf the answer to any of the above is "yes," attach a description of the transaction including the name of the commissioner, officer, key employee, or highest compensated employee (or family member thereof) of the Authority; the name of the entity and relationship to the individual or family member; the amount paid; and whether the transaction was subject to a competitive bid process.
- 9) Did the Authority during the most recent fiscal year pay premiums, directly or indirectly, on a personal benefit contract? A personal benefit contract is generally any life insurance, annuity, or endowment contract that benefits, directly or indirectly, the transferor, a member of the transferor's family, or any other person designated by the transferor. no If "yes," attach a description of the arrangement, the premiums paid, and indicate the beneficiary of the contract.

- 10) Explain the Authority's process for determining compensation for all persons listed on Page N-4. Include whether the Authority's process includes any of the following: 1) review and approval by the commissioners or a committee thereof; 2) study or survey of compensation data for comparable positions in similarly sized entities; 3) annual or periodic performance evaluation; 4) independent compensation consultant; and/or 5) written employment contract. **Attach a narrative of your Authorities procedures for all employees.** No Employees
- 11) Did the Authority pay for meals or catering during the current fiscal year? no If "yes," attach a detailed list of all meals and/or catering invoices for the current fiscal year and provide an explanation for each expenditure listed.
- 12) Did the Authority pay for travel expenses for any employee or individual listed on Page N-4? no If "yes," attach a detailed list of all travel expenses for the current fiscal year and provide an explanation for each expenditure listed.
- 13) Did the Authority provide any of the following to or for a person listed on Page N-4 or any other employee of the Authority:
- a. First class or charter travel no
 - b. Travel for companions no
 - c. Tax indemnification and gross-up payments no
 - d. Discretionary spending account no
 - e. Housing allowance or residence for personal use no
 - f. Payments for business use of personal residence no
 - g. Vehicle/auto allowance or vehicle for personal use no
 - h. Health or social club dues or initiation fees no
 - i. Personal services (i.e.: maid, chauffeur, chef) no
- If the answer to any of the above is "yes," attach a description of the transaction including the name and position of the individual and the amount expended.
- 14) Did the Authority follow a written policy regarding payment or reimbursement for expenses incurred by employees and/or commissioners during the course of Authority business and does that policy require substantiation of expenses through receipts or invoices prior to reimbursement? yes If "no," attach an explanation of the Authority's process for reimbursing employees and commissioners for expenses. (If your authority does not allow for reimbursements indicate that in answer)
- 15) Did the Authority make any payments to current or former commissioners or employees for severance or termination? no If "yes," attach explanation including amount paid.
- 16) Did the Authority make any payments to current or former commissioners or employees that were contingent upon the performance of the Authority or that were considered discretionary bonuses? no If "yes," attach explanation including amount paid.
- 17) Did the Authority comply with its Continuing Disclosure Agreements for all debt issuances outstanding by submitting its audited annual financial statements, annual operating data, and notice of material events to the Municipal Securities Rulemaking Board's Electronic Municipal Marketplace Access (EMMA) as required? n/a If "no," attach a description of the Authority's plan to ensure compliance with its Continuing Disclosure Agreements in the future.
- 18) Did the Authority receive any notices from the Department of Housing and Urban Development or any other entity regarding maintenance or repairs required to the Authority's facilities to bring them into compliance with current regulations and standards that it has not yet taken action to remediate? no If "yes," attach explanation as to why the Authority has not yet undertaken the required maintenance or repairs and describe the Authority's plan to address the conditions identified.
- 19) Did the Authority receive any notices of fines or assessments from the Department of Housing and Urban Development or any other entity due to noncompliance with current regulations? no If "yes," attach a description of the event or condition that resulted in the fine or assessment and indicate the amount of the fine or assessment.
- 20) Has the Authority been deemed "troubled" by the Department of Housing and Urban Development? no If "yes," attach an explanation of the reason the Authority was deemed "troubled" and describe the Authority's plan to address the conditions identified.

**AUTHORITY SCHEDULE OF COMMISSIONERS, OFFICERS, KEY EMPLOYEES,
HIGHEST COMPENSATED EMPLOYEES AND INDEPENDENT CONTRACTORS**
OLD BRIDGE

(Name)

FISCAL YEAR: FROM: 1-1-2018 TO: 12-31-2018

Complete the attached table for all persons required to be listed per #1-4 below.

- 1) List all of the Authority's current commissioners and officers and amount of compensation from the Authority and any other public entities as defined below. Enter zero if no compensation was paid.
- 2) List all of the Authority's key employees and highest compensated employees other than a commissioner or officer as defined below and amount of compensation from the Authority and any other public entities.
- 3) List all of the Authority's former officers, key employees and highest compensated employees who received more than \$100,000 in reportable compensation from the Authority and any other public entities during the most recent fiscal year completed.
- 4) List all of the Authority's former commissioners who received more than \$10,000 in reportable compensation from the Authority and any other public entities during the most recent fiscal year completed.

Commissioner: A member of the governing body of the authority with voting rights. Include alternates for purposes of this schedule.

Officer: A person elected or appointed to manage the authority's daily operations at any time during the year, such as the chairperson, vice-chairperson, secretary, or treasurer. For the purposes of this schedule, treat the authority's top management official and top financial official as officers. A member of the governing body may be both a commissioner and an officer for the purposes of this schedule.

Key employee: An employee or independent contractor of the authority (other than a commissioner or officer) who meets both of the following criteria:

- a) The individual received reportable compensation from the authority and all other public entities in excess of \$150,000 for the most recent fiscal year completed; and
- b) The individual has responsibilities or influence over the authority as a whole or has power to control or determine 10% or more of the authority's capital expenditures or operating budget.

Highest compensated employee: One of the five highest compensated employees or independent contractors of the authority other than current commissioners, officers, or key employees whose aggregate reportable compensation from the authority and other public entities is greater than \$100,000 for the most recent fiscal year completed.

Compensation: All forms of cash and non-cash payments or benefits provided in exchange for services, including salaries and wages, bonuses, severance payments, deferred payments, retirement benefits, fringe benefits, and other financial arrangements or transactions such as personal vehicles, meals, housing, personal and family education benefits, below-market loans, payment of personal or family travel, entertainment, and personal use of the Authority's property. Compensation includes payments and other benefits provided to both employees and independent contractors in exchange for services.

Reportable compensation: The aggregate compensation that is reported (or is required to be reported) on Form W-2, box 1 or 5, whichever amount is greater, and/or Form 1099-MISC, box 7, for the most recent calendar year ended 60 days before the start of the proposed budget year. For example, for fiscal years ending December 31, 2018 Most recent available W-2 and 1099 should be used (2016 or 2017 Forms)(60 days prior to start of budget year is November 1, 2017, with 2016 being the most recent calendar year ended), and for fiscal years ending June 30, 2018, the calendar year 2017 W-2 and 1099 should be used (60 days prior to start of budget year is May 1, 2018, with 2017 being the most recent calendar year ended).

Other Public Entity: Any municipality, county, local authority, fire district, or other government unit, regardless of whether it is related in any way to the Authority either by function or by physical location.

Authority Schedule of Commissioners, Officers, Key Employees, Highest Compensated Employees and Independent Contractors (Continued)

For the Period January 1, 2018 to Old Bridge Housing Authority December 31, 2018

Reportable Compensation from Authority (W-2/ 1099)

Name	Title	Average Hours per Week Dedicated to Position	Position				Reportable Compensation from Authority (W-2/ 1099)			Estimated amount of other compensation from Authority (health benefits, pension, etc.)	Total Compensation from Authority	Names of Other Public Entities where individual is an Employee or Member of the Governing Body (1) See note below	Positions held at Other Public Entities Listed in Column O	Average Hours per Week Dedicated to Positions at Other Public Entities Listed in Column O	Reportable Compensation from Other Public Entities (W-2/ 1099)	Estimated amount of other compensation from Other Public Entities (health benefits, pension, payment in lieu of health benefits, etc.)	Total Compensation All Public Entities	
			Commissioner	Official	Key Employee	Highest Compensated Employee	Former	Base Salary/ Stipend	Bonus									Other (auto allowance, expense account, payment in lieu of health benefits, etc.)
1 Lance Hillman	Chairperson	5	X	X							- Roselle Board of Ed.	Teacher	35				0	
2 Ramon Paulino	Vice Chairperson	2	X	X							0 None		35				0	
3 Brenda Dunlop	Commissioner	2	X	X							0 Kean University	Grant Admin.	35				0	
4 Dupre Anderson	Commissioner	2	X	X							0 None		40				0	
5 Eric Chubenko	Executive Director	5	X	X	X						0 Carteret H.A.	Executive Director	40				0	
6 June Dungee	Commissioner	2	X	X							0 Old Bridge Township	Councilwoman	5	6,000			6,000	
7											0						0	
8											0						0	
9											0						0	
10											0						0	
11											0						0	
12											0						0	
13											0						0	
14											0						0	
15											0						0	
Total:										\$			\$	\$	\$	\$	\$	\$

(1) Insert "None" in this column for each individual that does not hold a position with another Public Entity

Schedule of Health Benefits - Detailed Cost Analysis

Old Bridge Housing Authority
 For the Period January 1, 2018 to December 31, 2018

	Annual Cost		# of Covered Members (Medical & Rx) Proposed Budget	# of Covered Members (Medical & Rx) Current Year	Annual Cost per Employee Current Year	Total Prior Year Cost	\$ Increase (Decrease)	% Increase (Decrease)
	Estimate per Employee Proposed Budget	Estimate Proposed Budget						
Active Employees - Health Benefits - Annual Cost								
Single Coverage		\$				\$		#DIV/0!
Parent & Child								#DIV/0!
Employee & Spouse (or Partner)								#DIV/0!
Family								#DIV/0!
Employee Cost Sharing Contribution (enter as negative -)								#DIV/0!
Subtotal	0			0				#DIV/0!
Commissioners - Health Benefits - Annual Cost								
Single Coverage								#DIV/0!
Parent & Child								#DIV/0!
Employee & Spouse (or Partner)								#DIV/0!
Family								#DIV/0!
Employee Cost Sharing Contribution (enter as negative -)								#DIV/0!
Subtotal	0			0				#DIV/0!
Retirees - Health Benefits - Annual Cost								
Single Coverage								#DIV/0!
Parent & Child								#DIV/0!
Employee & Spouse (or Partner)								#DIV/0!
Family								#DIV/0!
Employee Cost Sharing Contribution (enter as negative -)								#DIV/0!
Subtotal	0			0				#DIV/0!
GRAND TOTAL	0	\$		0		\$		#DIV/0!

Is medical coverage provided by the SHBP (Yes or No)? (Place Answer in Box) Yes or No

Is prescription drug coverage provided by the SHBP (Yes or No)? (Place Answer in Box) Yes or No

Note: Remember to Enter an amount in rows for Employee Cost Sharing

Schedule of Accumulated Liability for Compensated Absences

Old Bridge Housing Authority
 For the Period January 1, 2018 to December 31, 2018

Complete the below table for the Authority's accrued liability for compensated absences.

Individuals Eligible for Benefit	Gross Days of Accumulated Compensated Absences at beginning of Current Year	Dollar Value of Accrued Compensated Absence Liability	Approved Labor Agreement	Resolution	Individual Employment Agreement
None					
Total liability for accumulated compensated absences at beginning of current year		\$ -			

The total Amount Should agree to most recently issued audit report for the Authority

Schedule of Shared Service Agreements

For the Period January 1, 2018 to December 31, 2018
 Old Bridge Housing Authority

Enter the shared service agreements that the Authority currently engages in and identify the amount that is received/paid for those services.

Name of Entity Providing Service	Name of Entity Receiving Service	Type of Shared Service Provided	Comments (Enter more specifics if needed)	Agreement Effective Date	Agreement End Date	Amount to be Received by/ Paid from Authority
South Amboy Housing Authority	Old Bridge Housing Authority	Management Services	Also provides inspections/admin. Staffing	1/1/2017	12/31/2017	\$ 120,000

If No Shared Services X this Box

2018 HOUSING AUTHORITY BUDGET

Financial Schedules Section

SUMMARY

For the Period **Old Bridge Housing Authority**
January 1, 2018 to **December 31, 2018**

	FY 2018 Proposed Budget				FY 2017 Adopted Budget		\$ Increase (Decrease) Proposed vs. Adopted	% Increase (Decrease) Proposed vs. Adopted
	Public Housing Management	Section 8	Housing Voucher	Other Programs	Total All Operations	Total All Operations		
REVENUES								
Total Operating Revenues	\$ -	\$ -	\$ 1,771,120	\$ -	\$ 1,771,120	\$ 1,782,000	\$ (10,880)	-0.6%
Total Non-Operating Revenues	-	-	300	-	300	150	150	100.0%
Total Anticipated Revenues	-	-	1,771,420	-	1,771,420	1,782,150	(10,730)	-0.6%
APPROPRIATIONS								
Total Administration	-	-	198,020	-	198,020	192,200	5,820	3.0%
Total Cost of Providing Services	-	-	1,557,750	-	1,557,750	1,585,000	(27,250)	-1.7%
Total Principal Payments on Debt Service in Lieu of Depreciation	XXXXXXXXXXXX	XXXXXXXXXXXX	XXXXXXXXXXXX	XXXXXXXXXXXX	-	-	-	#DIV/0!
Total Operating Appropriations	-	-	1,755,770	-	1,755,770	1,777,200	(21,430)	-1.2%
Total Interest Payments on Debt	XXXXXXXXXXXX	XXXXXXXXXXXX	XXXXXXXXXXXX	XXXXXXXXXXXX	-	-	-	#DIV/0!
Total Other Non-Operating Appropriations	-	-	-	-	-	-	-	#DIV/0!
Total Non-Operating Appropriations	-	-	-	-	-	-	-	#DIV/0!
Accumulated Deficit	-	-	-	-	-	-	-	#DIV/0!
Total Appropriations and Accumulated Deficit	-	-	1,755,770	-	1,755,770	1,777,200	(21,430)	-1.2%
Less: Total Unrestricted Net Position Utilized	-	-	-	-	-	-	-	#DIV/0!
Net Total Appropriations	-	-	1,755,770	-	1,755,770	1,777,200	(21,430)	-1.2%
ANTICIPATED SURPLUS (DEFICIT)	\$ -	\$ -	\$ 15,650	\$ -	\$ 15,650	\$ 4,950	\$ 10,700	216.2%

Revenue Schedule

Old Bridge Housing Authority
 For the Period January 1, 2018 to December 31, 2018

	FY 2018 Proposed Budget				FY 2017 Adopted Budget		\$ Increase (Decrease)	% Increase (Decrease)
	Public Housing Management	Section 8	Housing Voucher	Other Programs	Total All Operations	Total All Operations	Proposed vs. Adopted	Proposed vs. Adopted
OPERATING REVENUES								
<i>Rental Fees</i>								
Homebuyers' Monthly Payments					\$ -	\$ -	\$ -	#DIV/0!
Dwelling Rental					-	-	-	#DIV/0!
Excess Utilities					-	-	-	#DIV/0!
Non-Dwelling Rental					-	-	-	#DIV/0!
HUD Operating Subsidy					-	-	-	#DIV/0!
New Construction - Acc Section 8					-	-	-	#DIV/0!
Voucher - Acc Housing Voucher					-	-	-	#DIV/0!
Total Rental Fees			1745020		1,745,020	1,762,000	(16,980)	-1.0%
Other Operating Revenues (List)			1,745,020		1,745,020	1,762,000	(16,980)	-1.0%
Ports			24000		24,000	18,000	6,000	33.3%
Frauds			2100		2,100	2,000	100	5.0%
Type In (Grant, Other Rev)					-	-	-	#DIV/0!
Type In (Grant, Other Rev)					-	-	-	#DIV/0!
Type In (Grant, Other Rev)					-	-	-	#DIV/0!
Type In (Grant, Other Rev)					-	-	-	#DIV/0!
Type In (Grant, Other Rev)					-	-	-	#DIV/0!
Type In (Grant, Other Rev)					-	-	-	#DIV/0!
Type In (Grant, Other Rev)					-	-	-	#DIV/0!
Type In (Grant, Other Rev)					-	-	-	#DIV/0!
Type In (Grant, Other Rev)					-	-	-	#DIV/0!
Type In (Grant, Other Rev)					-	-	-	#DIV/0!
Type In (Grant, Other Rev)					-	-	-	#DIV/0!
Type In (Grant, Other Rev)					-	-	-	#DIV/0!
Type In (Grant, Other Rev)					-	-	-	#DIV/0!
Type In (Grant, Other Rev)					-	-	-	#DIV/0!
Type In (Grant, Other Rev)					-	-	-	#DIV/0!
Type In (Grant, Other Rev)					-	-	-	#DIV/0!
Total Other Revenue			26,100		26,100	20,000	6,100	30.5%
Total Operating Revenues			1,771,120		1,771,120	1,782,000	(10,880)	-0.6%
NON-OPERATING REVENUES								
<i>Other Non-Operating Revenues (List)</i>								
Type In					-	-	-	#DIV/0!
Type In					-	-	-	#DIV/0!
Type In					-	-	-	#DIV/0!
Type In					-	-	-	#DIV/0!
Type In					-	-	-	#DIV/0!
Total Other Non-Operating Revenue					-	-	-	#DIV/0!
<i>Interest on Investments & Deposits (List)</i>								
Interest Earned			300		300	150	150	100.0%
Penalties					-	-	-	#DIV/0!
Other					-	-	-	#DIV/0!
Total Interest			300		300	150	150	100.0%
Total Non-Operating Revenues			300		300	150	150	100.0%
TOTAL ANTICIPATED REVENUES	\$ -	\$ -	\$ 1,771,420	\$ -	\$ 1,771,420	\$ 1,782,150	\$ (10,730)	-0.6%

Prior Year Adopted Revenue Schedule

Old Bridge Housing Authority

	<i>FY 2017 Adopted Budget</i>				
	Public Housing Management	Section 8	Housing Voucher	Other Programs	Total All Operations
OPERATING REVENUES					
<i>Rental Fees</i>					
Homebuyers' Monthly Payments					\$ -
Dwelling Rental					-
Excess Utilities					-
Non-Dwelling Rental					-
HUD Operating Subsidy					-
New Construction - Acc Section 8					-
Voucher - Acc Housing Voucher					-
Total Rental Fees	-	-	1,762,000	-	1,762,000
<i>Other Revenue (List)</i>					
Ports					-
Frauds					-
Type In (Grant, Other Rev)					-
Type In (Grant, Other Rev)					-
Type In (Grant, Other Rev)					-
Type In (Grant, Other Rev)					-
Type In (Grant, Other Rev)					-
Type In (Grant, Other Rev)					-
Type In (Grant, Other Rev)					-
Type In (Grant, Other Rev)					-
Type In (Grant, Other Rev)					-
Type In (Grant, Other Rev)					-
Type In (Grant, Other Rev)					-
Type In (Grant, Other Rev)					-
Type In (Grant, Other Rev)					-
Type In (Grant, Other Rev)					-
Type In (Grant, Other Rev)					-
Type In (Grant, Other Rev)					-
Type In (Grant, Other Rev)					-
Type In (Grant, Other Rev)					-
Type In (Grant, Other Rev)					-
Total Other Revenue	-	-	18,000	-	18,000
Total Operating Revenues	-	-	1,782,000	-	1,782,000
NON-OPERATING REVENUES					
<i>Other Non-Operating Revenues (List)</i>					
Type In					-
Type In					-
Type In					-
Type In					-
Type In					-
Type In					-
Total Non-Operating Revenues	-	-	-	-	-
<i>Interest on Investments & Deposits</i>					
Investments					-
Penalties					-
Other					-
Total Interest	-	-	150	-	150
Total Non-Operating Revenues	-	-	150	-	150
TOTAL ANTICIPATED REVENUES	\$ -	\$ -	\$ 1,782,150	\$ -	\$ 1,782,150

Appropriations Schedule

Old Bridge Housing Authority
For the Period January 1, 2018 to December 31, 2018

	FY 2018 Proposed Budget				FY 2017 Adopted Budget	\$ Increase (Decrease) Proposed vs. Adopted	% Increase (Decrease) Proposed vs. Adopted
	Public Housing Management	Section 8	Housing Voucher	Other Programs	Total All Operations	Total All Operations	All Operations
OPERATING APPROPRIATIONS							
<i>Administration</i>							
Salary & Wages				\$ -	\$ -	\$ -	#DIV/0!
Fringe Benefits				-	-	-	#DIV/0!
Legal				-	-	-	#DIV/0!
Staff Training			16,500	16,500	16,000	500	3.1%
Travel			5,150	5,150	5,000	150	3.0%
Accounting Fees			3,100	3,100	3,000	100	3.3%
Auditing Fees			13,000	13,000	12,600	400	3.2%
Miscellaneous Administration*			5,770	5,770	5,600	170	3.0%
Total Administration			154,500	154,500	150,000	4,500	3.0%
<i>Cost of Providing Services</i>							
Salary & Wages - Tenant Services				-	-	-	#DIV/0!
Salary & Wages - Maintenance & Operation				-	-	-	#DIV/0!
Salary & Wages - Protective Services				-	-	-	#DIV/0!
Salary & Wages - Utility Labor				-	-	-	#DIV/0!
Fringe Benefits				-	-	-	#DIV/0!
Tenant Services				-	-	-	#DIV/0!
Utilities				-	-	-	#DIV/0!
Maintenance & Operation				-	-	-	#DIV/0!
Protective Services				-	-	-	#DIV/0!
Insurance				-	-	-	#DIV/0!
Payment In Lieu of Taxes (PILOT)			8,250	8,250	8,000	250	3.1%
Terminal Leave Payments				-	-	-	#DIV/0!
Collection Losses				-	-	-	#DIV/0!
Other General Expense				-	-	-	#DIV/0!
Rents			15,500	15,500	15,000	500	3.3%
Extraordinary Maintenance			1,534,000	1,534,000	1,562,000	(28,000)	-1.8%
Replacement of Non-Expendible Equipment				-	-	-	#DIV/0!
Property Betterment/Additions				-	-	-	#DIV/0!
Miscellaneous COPS*				-	-	-	#DIV/0!
Total Cost of Providing Services			1,557,750	1,557,750	1,585,000	(27,250)	-1.7%
Total Principal Payments on Debt Service In Lieu of Depreciation				-	-	-	#DIV/0!
Total Operating Appropriations			1,755,770	1,755,770	1,777,200	(21,430)	-1.2%
NON-OPERATING APPROPRIATIONS							
Total Interest Payments on Debt				-	-	-	#DIV/0!
Operations & Maintenance Reserve				-	-	-	#DIV/0!
Renewal & Replacement Reserve				-	-	-	#DIV/0!
Municipality/County Appropriation				-	-	-	#DIV/0!
Other Reserves				-	-	-	#DIV/0!
Total Non-Operating Appropriations				-	-	-	#DIV/0!
TOTAL APPROPRIATIONS			1,755,770	1,755,770	1,777,200	(21,430)	-1.2%
ACCUMULATED DEFICIT				-	-	-	#DIV/0!
TOTAL APPROPRIATIONS & ACCUMULATED DEFICIT			1,755,770	1,755,770	1,777,200	(21,430)	-1.2%
UNRESTRICTED NET POSITION UTILIZED				-	-	-	#DIV/0!
Municipality/County Appropriation				-	-	-	#DIV/0!
Other				-	-	-	#DIV/0!
Total Unrestricted Net Position Utilized				-	-	-	#DIV/0!
TOTAL NET APPROPRIATIONS			1,755,770	1,755,770	1,777,200	(21,430)	-1.2%

* Miscellaneous line items may not exceed 5% of total operating appropriations shown below. If amount in miscellaneous is greater than the amount shown below, then the line item must be itemized above.

5% of Total Operating Appropriations \$ - \$ - \$ 87,788.50 \$ - \$ 87,788.50

OLD BRIDGE HOUSING AUTHORITY
MISCELLANEOUS ADMINISTRATION

Item	2018 Budget	2017 Budget
Publications	500	500
Membership Dues	2,050	2,000
Telephone Costs/Internet	6,200	6,000
Computer Consultant	2,050	2,000
Office Supplies	3,600	3,500
Advertising	1,000	1,000
Postage	3,100	2,500
Equipment Maintenance	1,050	500
Payroll Services	0	0
Computer Support	3,100	3,000
Utilities	1,550	1,500
Minutes (Labor)	1,850	1,800
Background Checks	1,250	2,000
Consulting	1,550	1,700
Management Fees	125,650	122,000
Total	154,500	150,000

Prior Year Adopted Appropriations Schedule

Old Bridge Housing Authority

	<i>FY 2017 Adopted Budget</i>				
	Public Housing Management	Section 8	Housing Voucher	Other Programs	Total All Operations
OPERATING APPROPRIATIONS					
<i>Administration</i>					
Salary & Wages					\$ -
Fringe Benefits					-
Legal					-
Staff Training					16,000
Travel					5,000
Accounting Fees					3,000
Auditing Fees					12,600
Miscellaneous Administration*					5,600
Total Administration	-	-	150,000	-	150,000
<hr/>					
<i>Cost of Providing Services</i>					
Salary & Wages - Tenant Services					-
Salary & Wages - Maintenance & Operation					-
Salary & Wages - Protective Services					-
Salary & Wages - Utility Labor					-
Fringe Benefits					-
Tenant Services					-
Utilities					-
Maintenance & Operation					-
Protective Services					-
Insurance					-
Payment In Lieu of Taxes (PILOT)					8,000
Terminal Leave Payments					-
Collection Losses					-
Other General Expense					15,000
Rents					1,562,000
Extraordinary Maintenance					-
Replacement of Non-Expendible Equipment					-
Property Betterment/Additions					-
Miscellaneous COPS*					-
Total Cost of Providing Services	-	-	1,585,000	-	1,585,000
<hr/>					
Total Principal Payments on Debt Service In Lieu of Depreciation	XXXXXXXXXXXXXX	XXXXXXXXXXXXXX	XXXXXXXXXXXXXX	XXXXXXXXXXXXXX	-
Total Operating Appropriations	-	-	1,777,200	-	1,777,200
<hr/>					
NON-OPERATING APPROPRIATIONS					
Total Interest Payments on Debt	XXXXXXXXXXXXXX	XXXXXXXXXXXXXX	XXXXXXXXXXXXXX	XXXXXXXXXXXXXX	-
Operations & Maintenance Reserve					-
Renewal & Replacement Reserve					-
Municipality/County Appropriation					-
Other Reserves					-
Total Non-Operating Appropriations	-	-	-	-	-
<hr/>					
TOTAL APPROPRIATIONS	-	-	1,777,200	-	1,777,200
<hr/>					
ACCUMULATED DEFICIT					-
<hr/>					
TOTAL APPROPRIATIONS & ACCUMULATED DEFICIT	-	-	1,777,200	-	1,777,200
<hr/>					
UNRESTRICTED NET POSITION UTILIZED					
Municipality/County Appropriation					-
Other					-
Total Unrestricted Net Position Utilized	-	-	-	-	-
<hr/>					
TOTAL NET APPROPRIATIONS	\$ -	\$ -	\$ 1,777,200	\$ -	\$ 1,777,200

* Miscellaneous line items may not exceed 5% of total operating appropriations shown below. If amount in miscellaneous is greater than the amount shown below, then the line item must be itemized above.

5% of Total Operating Appropriations	\$	-	\$	-	\$	88,860.00	\$	-	\$	88,860.00
--------------------------------------	----	---	----	---	----	-----------	----	---	----	-----------

Debt Service Schedule - Principal

Old Bridge Housing Authority

If Authority has no debt X this box

X

	<i>Fiscal Year Ending in</i>						Thereafter	Total Principal Outstanding
	Adopted Budget Year 2017	Proposed Budget Year 2018	2019	2020	2021	2022		
Type in Issue Name								\$
Type in Issue Name								-
Type in Issue Name								-
Type in Issue Name								-
TOTAL PRINCIPAL								-
LESS: HUD SUBSIDY								-
NET PRINCIPAL	\$	-	-	-	-	-	-	-
	\$	-	-	-	-	-	-	-
	\$	-	-	-	-	-	-	-

Indicate the Authority's most recent bond rating and the year of the rating by ratings service.

Moody's	Standard & Poors	
Fitch		
Bond Rating		
Year of Last Rating		

Debt Service Schedule - Interest

Old Bridge Housing Authority

if Authority has no debt X this box

	<i>Fiscal Year Ending in</i>					Thereafter	Total Interest Payments Outstanding
	Proposed Budget Year 2018	2019	2020	2021	2022		
Type in Issue Name							-
Type in Issue Name							-
Type in Issue Name							-
Type in Issue Name							-
TOTAL INTEREST	\$ -	-	-	-	-	-	-
LESS: HUD SUBSIDY	\$ -	-	-	-	-	-	-
NET INTEREST	\$ -	-	-	-	-	-	-

Net Position Reconciliation

Old Bridge Housing Authority
 For the Period January 1, 2018 to December 31, 2018

FY 2018 Proposed Budget

Public Housing Management	Section 8	Housing Voucher	Other Programs	Total All Operations
\$ -	\$ -	\$ 56,101	\$ 1,917,797	\$ 1,973,898
		1,061,385		1,061,385
		856,412		856,412
-	-	56,101	-	56,101
			4,950	4,950

TOTAL NET POSITION BEGINNING OF CURRENT YEAR (1)

- Less: Invested in Capital Assets, Net of Related Debt (1)
- Less: Restricted for Debt Service Reserve (1)
- Less: Other Restricted Net Position (1)
- Total Unrestricted Net Position (1)
- Less: Designated for Non-Operating Improvements & Repairs
- Less: Designated for Rate Stabilization
- Less: Other Designated by Resolution
- Plus: Accrued Unfunded Pension Liability (1)
- Plus: Accrued Unfunded Other Post-Employment Benefit Liability (1)
- Plus: Estimated Income (Loss) on Current Year Operations (2)
- Plus: Other Adjustments (attach schedule)

UNRESTRICTED NET POSITION AVAILABLE FOR USE IN PROPOSED BUDGET

- Unrestricted Net Position Utilized to Balance Proposed Budget
- Unrestricted Net Position Utilized in Proposed Capital Budget
- Appropriation to Municipality/County (3)

Total Unrestricted Net Position Utilized in Proposed Budget

PROJECTED UNRESTRICTED UNDESIGNATED NET POSITION AT END OF YEAR

(4)

\$ -	\$ -	\$ 61,051	\$ -	\$ 61,051
------	------	-----------	------	-----------

(1) Total of all operations for this line item must agree to audited financial statements.

(2) Include budgeted and unbudgeted use of unrestricted net position in the current year's operations.

(3) Amount may not exceed 5% of total operating appropriations. See calculation below.

Maximum Allowable Appropriation to Municipality/County

\$ - \$ - \$ 87,789 \$ - \$ 87,789

(4) If Authority is projecting a deficit for any operation at the end of the budget period, the Authority must attach a statement explaining its plan to reduce the deficit, including the timeline for elimination of the deficit, if not already detailed in the budget narrative section.

2018
OLD BRIDGE
(Name)

HOUSING
AUTHORITY
CAPITAL
BUDGET/
PROGRAM

2018 CERTIFICATION OF HOUSING AUTHORITY CAPITAL BUDGET/PROGRAM

OLD BRIDGE


(Name)

FISCAL YEAR: FROM: 1-1-2018 TO: 12-31-2018

It is hereby certified that the Housing Authority Capital Budget/Program annexed hereto is a true copy of the Capital Budget/Program approved, pursuant to N.J.A.C. 5:31-2.2, along with the Annual Budget, by the governing body of the _____ Housing Authority, on the _____ day of _____.

OR

It is hereby certified that the governing body of the Old Bridge Housing Authority have elected **NOT** to adopt a Capital Budget /Program for the aforesaid fiscal year, pursuant to N.J.A.C. 5:31-2.2 for the following reason(s): No Public Housing

Officer's Signature:			
Name:	ERIC CHUBENKO		
Title:	EXECUTIVE DIRECTOR		
Address:	2000 ROUTE 18 NORTH, SUITE 100 OLD BRIDGE, NJ 08857		
Phone Number:	732-607-6383	Fax Number:	732-679-0894
E-mail address	obtha@optonline.net		

2018 CAPITAL BUDGET/PROGRAM MESSAGE

OLD BRIDGE Housing Authority

(Name)

FISCAL YEAR: FROM: 1-1-2018 TO: 12-31-2018

This section is included in the Capital Budget pursuant to N.J.A.C. 5:31-2. It does not in itself confer any authorization to raise or expend funds. Rather, it is a document used as part of the Housing Authority's planning and management system. Specific authorization to spend funds for purposes described in this section must be granted elsewhere, by a separate financing agreement, security agreement, by resolution appropriating funds from the Renewal and Replacement Reserve, or other lawful means.

1. Has the Capital Budget/Program been prepared in consultation with or reviewed by, the local and county planning board(s), governing body(ies), or other affected governmental entity(ies) of the jurisdiction(s) served by the Housing Authority?
2. Has each capital project/project financing been developed from a specific plan or report and have the full life cycle costs of each been calculated?
3. Has the Housing Authority prepared a long-term (10-20 years) infrastructure needs assessment?
4. Are any of the capital projects/project financings being undertaken in a community that has a State Plan designated center? If so, please describe the relationship of same to the center's goals and objectives.
5. Describe the impact on the schedule of rents and/or user charges if the proposed capital projects are undertaken. Indicate the impact on current and future year's schedules.
6. Have the projects been reviewed and approved by HUD?

Add additional sheets if necessary.

Proposed Capital Budget

Old Bridge Housing Authority
For the Period January 1, 2018 to December 31, 2018

	Estimated Total Cost	Funding Sources				
		Unrestricted Net Position Utilized	Renewal & Replacement Reserve	Debt Authorization	Capital Grants	Other Sources
<i>Public Housing Management</i>						
Type In Description	\$ -					
Type In Description	-					
Type In Description	-					
Type In Description	-					
Total	-	-	-	-	-	-
<i>Section 8</i>						
Type In Description	-					
Type In Description	-					
Type In Description	-					
Type In Description	-					
Total	-	-	-	-	-	-
<i>Housing Voucher</i>						
Type In Description	-					
Type In Description	-					
Type In Description	-					
Type In Description	-					
Total	-	-	-	-	-	-
<i>Other Programs</i>						
Type In Description	-					
Type In Description	-					
Type In Description	-					
Type In Description	-					
Total	-	-	-	-	-	-
TOTAL PROPOSED CAPITAL BUDGET	\$ -	\$ -	\$ -	\$ -	\$ -	\$ -

Enter brief description of up to four projects for each operation above. For operations with more than four budgeted projects, please attach additional schedules. Input total amount of all projects for the operation on single line and enter "See Attached Schedule" instead of project description.

5 Year Capital Improvement Plan

Old Bridge Housing Authority
 For the Period January 1, 2018 to December 31, 2018

Fiscal Year Beginning In

	Estimated Total Cost	Current Budget					
		Year 2018	2019	2020	2021	2022	2023
<i>Public Housing Management</i>							
Type In Description	\$ -	\$ -					
Type In Description	-	-					
Type In Description	-	-					
Type In Description	-	-					
Total	-	-	-	-	-	-	-
<i>Section 8</i>							
Type In Description	-	-					
Type In Description	-	-					
Type In Description	-	-					
Type In Description	-	-					
Total	-	-	-	-	-	-	-
<i>Housing Voucher</i>							
Type In Description	-	-					
Type In Description	-	-					
Type In Description	-	-					
Type In Description	-	-					
Total	-	-	-	-	-	-	-
<i>Other Programs</i>							
Type In Description	-	-					
Type In Description	-	-					
Type In Description	-	-					
Type In Description	-	-					
Total	-	-	-	-	-	-	-
TOTAL	\$ -	\$ -	\$ -	\$ -	\$ -	\$ -	\$ -

Project descriptions entered on Page CB-3 will carry forward to Pages CB-4 and CB-5. No need to re-enter project descriptions above.

5 Year Capital Improvement Plan Funding Sources

Old Bridge Housing Authority

For the Period January 1, 2018 to December 31, 2018

	Estimated Total Cost	Funding Sources				
		Unrestricted Net Position Utilized	Renewal & Replacement Reserve	Debt Authorization	Capital Grants	Other Sources
<i>Public Housing Management</i>						
Type In Description	\$ -					
Type In Description	-					
Type In Description	-					
Type In Description	-					
Total	-					
<i>Section 8</i>						
Type In Description	-					
Type In Description	-					
Type In Description	-					
Type In Description	-					
Total	-					
<i>Housing Voucher</i>						
Type In Description	-					
Type In Description	-					
Type In Description	-					
Type In Description	-					
Total	-					
<i>Other Programs</i>						
Type In Description	-					
Type In Description	-					
Type In Description	-					
Type In Description	-					
Total	-					
TOTAL	\$ -	\$ -	\$ -	\$ -	\$ -	\$ -
Total 5 Year Plan per CB-4	\$ -					
Balance check	-	- If amount is other than zero, verify that projects listed above match projects listed on CB-4.				

Project descriptions entered on Page CB-3 will carry forward to Pages CB-4 and CB-5. No need to re-enter project descriptions above.